



#### Fund Profile

Zwitserleven Index Aandelenfonds Pacific invests directly and indirectly, via Cardano ESG Transition Enhanced Index Equity Pacific, in a sustainable manner in shares of listed companies in the Pacific (Japan, Singapore, Hong Kong, New-Zealand and Australia). The fund is managed on a systematic basis. The objective is to approach the return of the MSCI Pacific Index Net EUR as much as possible, taking into account the exclusion criteria. Investments are only made in shares which are not excluded on the basis of the General Exclusion Criteria as formulated by Cardano. This results in a deviation (tracking error) with respect to the index. The cash that becomes available due to the exclusion of companies is invested such that the tracking error is minimised. Securities lending is not permitted and currency risk will not be hedged.

#### Performance and risk characteristics

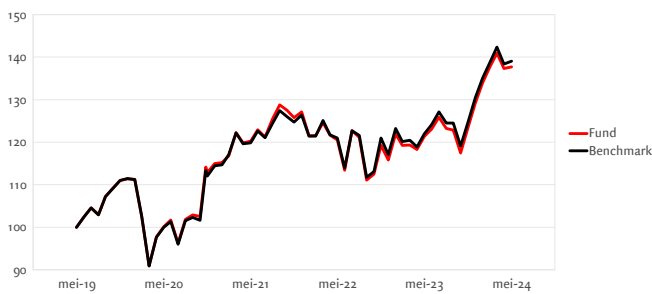
	Fund	Benchmark
Standard deviation 36 m	11,94%	11,83%
Sharpe ratio 36m	0,26	0,30
Tracking error (ex-ante)	0,81%	
Percentage ESG exclusions	15,06%	

#### Net Performance<sup>2</sup>

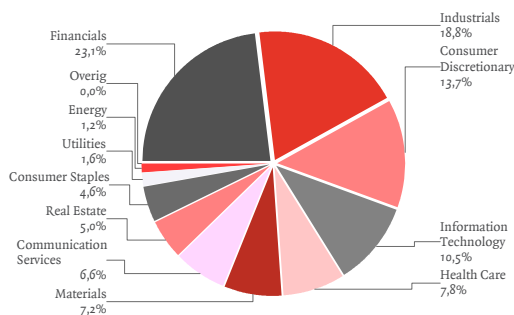
	Fund	Benchmark
1 month	0,30%	0,47%
3 months	0,09%	0,32%
12 months	13,49%	14,00%
3 years, annualised <sup>1)</sup>	4,63%	5,08%
5 years, annualised <sup>1)</sup>	6,61%	6,81%
2024	6,62%	6,64%

	2019	2020	2021	2022	2023
Fund	21,46%	3,20%	10,61%	-8,89%	11,51%
Benchmark	21,45%	2,69%	10,42%	-7,34%	11,36%

#### Price Index Fund<sup>2</sup>



#### Sectors



#### Key Information as of May 31st 2024

Investment Institution	Zwitserleven Institutionele Beleggingsfondsen
Currency	Euro
Inception Date	11-25-2020
Fund Manager	Cardano Asset Management N.V.
Asset Manager	Cardano Asset Management N.V.
Country of Residence	The Netherlands
Benchmark	MSCI Pacific Index Net EUR
Ongoing charges figure	0,020% (2023)
Obtainable via	Insurance product Zwitserleven

#### Prices (Euro) and Facts

Net Asset Value End of Month	30,16
Highest price 12 months	31,06
Lowest price 12 months	25,71
Fund size	441.661.963
Outstanding participations	14.644.984
SFDR classification	8

#### Fundamental Investment Principles (ESG-criteria)\*




\* Click the symbols for more information

#### Sustainability and Impact<sup>3</sup>

<b>ESG</b>	<b>CO<sub>2</sub></b>	<b>Waterbruik</b>
ESG-score	CO <sub>2</sub> -uitstoot	Waterbruik
67	33.000 in tonnen	2.000 in liter (x1000)

#### Instruments ESG-policy

(\*Click the symbols for more information)



#### Top Holdings

Toyota Motor Corporation	4,23%	Hitachi	1,77%
Commonwealth Bank Of Aus	2,56%	Csl Ltd	1,66%
Mitsubishi Ufj Financial Gro	2,10%	Keyence Corp	1,59%
Sony Group Corp	1,89%	Aia Group Ltd	1,57%
Tokyo Electron	1,85%	Sumitomo Mitsui Financial	1,48%

#### Currency and country allocation

JPY	68,34%	Japan	67,85%
AUD	21,97%	Australia	21,26%
HKD	5,53%	Hong Kong	5,57%
SGD	3,59%	Singapore	4,09%
NZD	0,68%	New Zealand	0,92%
Other	-0,11%	Others	0,30%