

Fund Profile

Cardano ESG Transition Emerging Markets Debt (H.C.) invests exclusively in emerging market government bonds and bonds and other tradable fixed-income debt securities issued by emerging markets government and (semi-) government agencies, or government-related companies. The objective is to at least match the return of the benchmark using an active investment strategy, and taking into account the Cardano Sustainable Investment Policy. The fund promotes environmental and social characteristics as referred to in Article 8 of the SFDR, pursuing one or more long-term Cardano Sustainability Objectives. Investments for this fund are made only in (bonds of) companies and institutions categorized by Cardano as ‘adaptive’, ‘sustainable’ or ‘positive impact’, so that investments are made both in companies and institutions that are already sustainable as in companies and institutions that are willing and able to make the transition to a sustainable world. All companies and institutions in the investment universe are assigned an ESG score, with the fund portfolio striving for the highest possible ESG score. Currency risk is hedged as much as possible.

Key Information

ISIN Code: NL0015063751

Type of Fund: Fixed Income

Currency: EUR

Stock Exchange Listing: -

Trading Frequency: Daily

Fund Manager: Cardano Asset Management N.V.

Investment Institution: Cardano ESGT EM Debt

Country of Residence: The Netherlands

Inception Date: 10/06/2020

Inception Date Share Class:

Benchmark: JP Morgan Emerging Markets Bond Index Global Diversified 1-10 Years (Euro Hedged)

Fund Facts

NAV End of Month: €24.16

Fund Size: €538,744,992

Outstanding Participations: 22,296,113

Dividend Paying: No

Holdings in Portfolio: 171

Price End of Month: €24.25

Lowest Price 12 Months: €22.19

Highest Price 12 Months: €24.37

Fees & Charges

Management Fee: 0.350%

Service Fee: 0.030%

Performance Fee: -

Entry Fee: 0.450%

Exit Fee: 0.225%

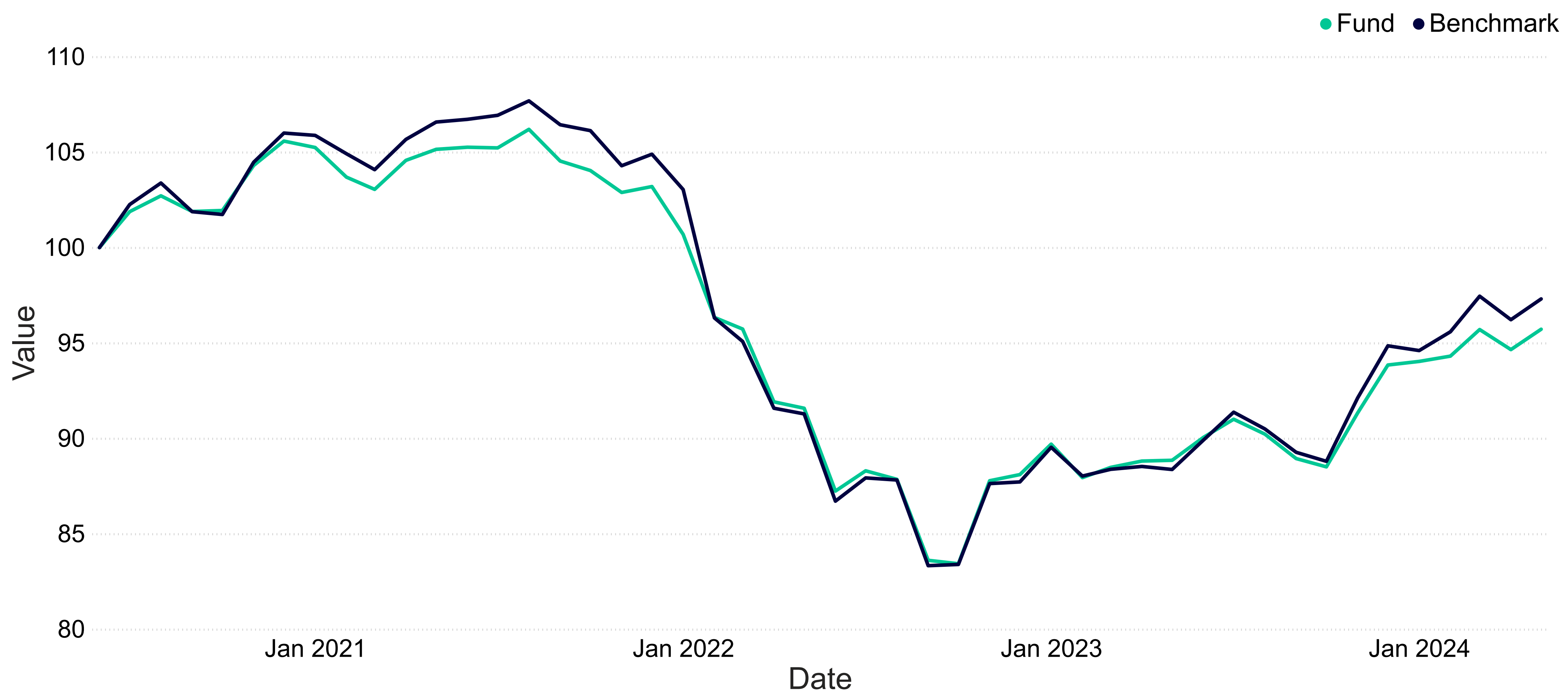
Ongoing Charges: 0.380%

Sustainability

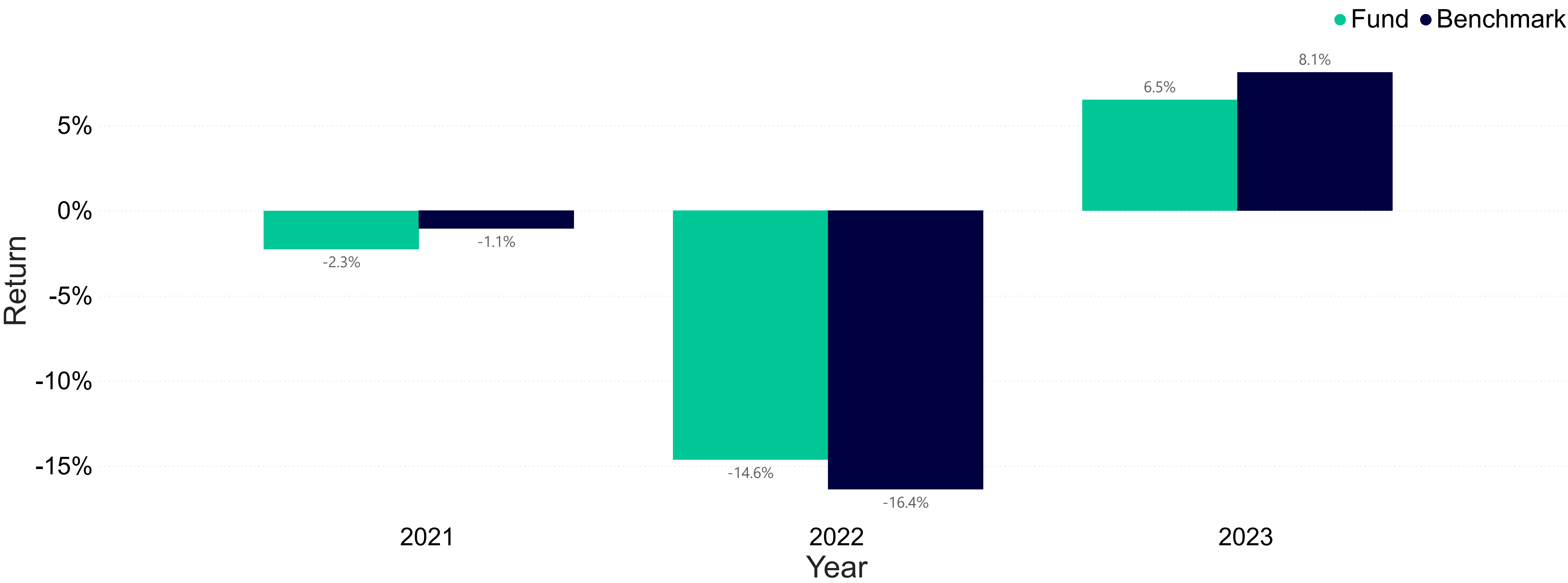
SFDR Classification: Art. 8

Greenbonds Percentage: 2.81%

Cumulative Performance (Net of Fees)



Calendar Year Return (Net of Fees)



Returns (Net of Fees)

| | Portfolio | Benchmark | Excess Return |
|-------------------|-----------|-----------|---------------|
| Month-to-date | 1.13% | 1.13% | -0.00% |
| Year-to-date | 2.00% | 2.59% | -0.59% |
| 3 Months Rolling | 1.49% | 1.80% | -0.31% |
| 12 Months Rolling | 7.73% | 10.11% | -2.38% |
| 3 Year Annualised | -3.08% | -2.99% | -0.09% |
| 5 Year Annualised | | | |
| Since Inception | -0.85% | -0.62% | -0.23% |

Morningstar

Morningstar Rating: ★★★★★

Morningstar Category: EAA Fund Global Emerging Markets Bond - EUR Biased

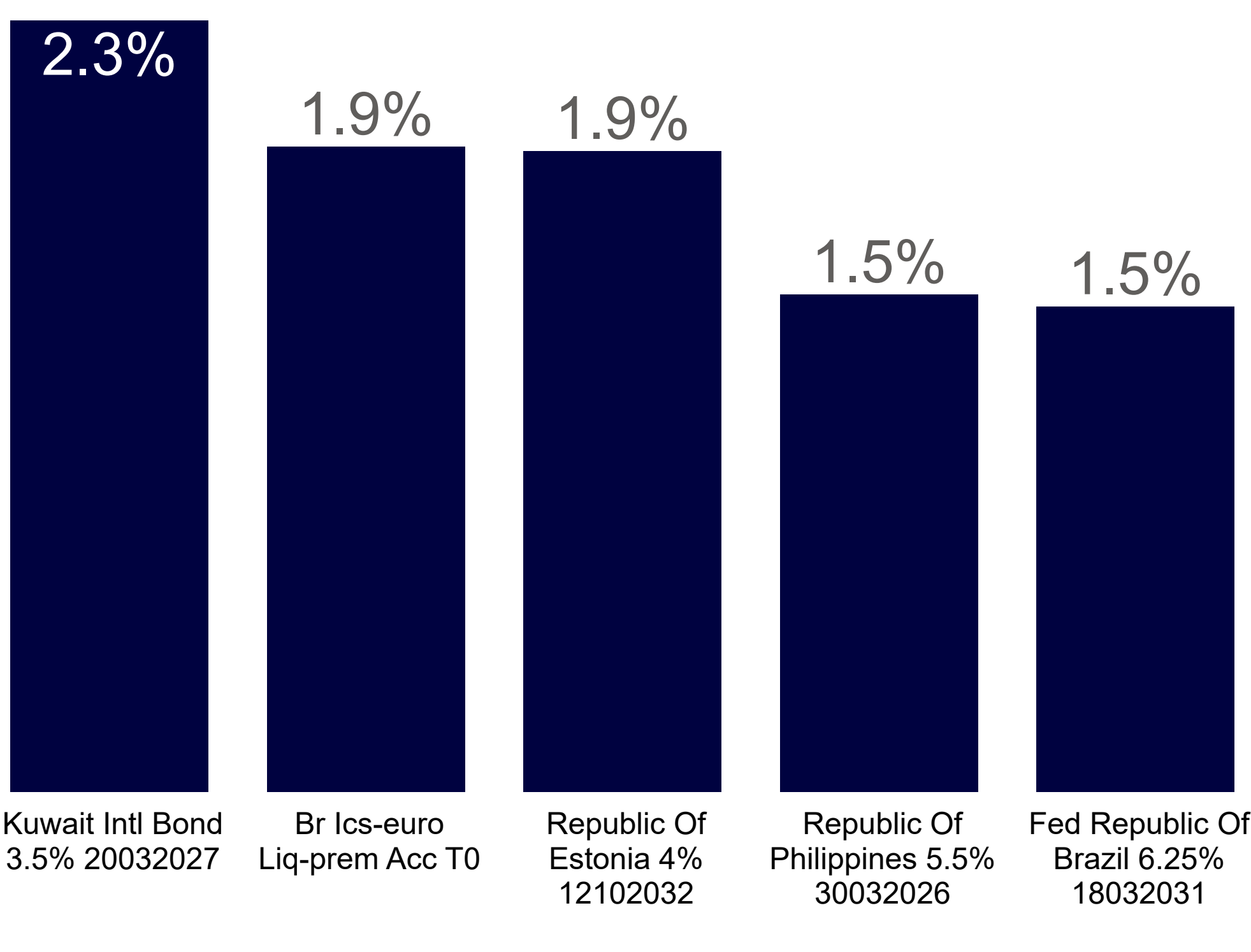
Morningstar Peer Group Ranking: 33

Factsheet as of end of May 2024

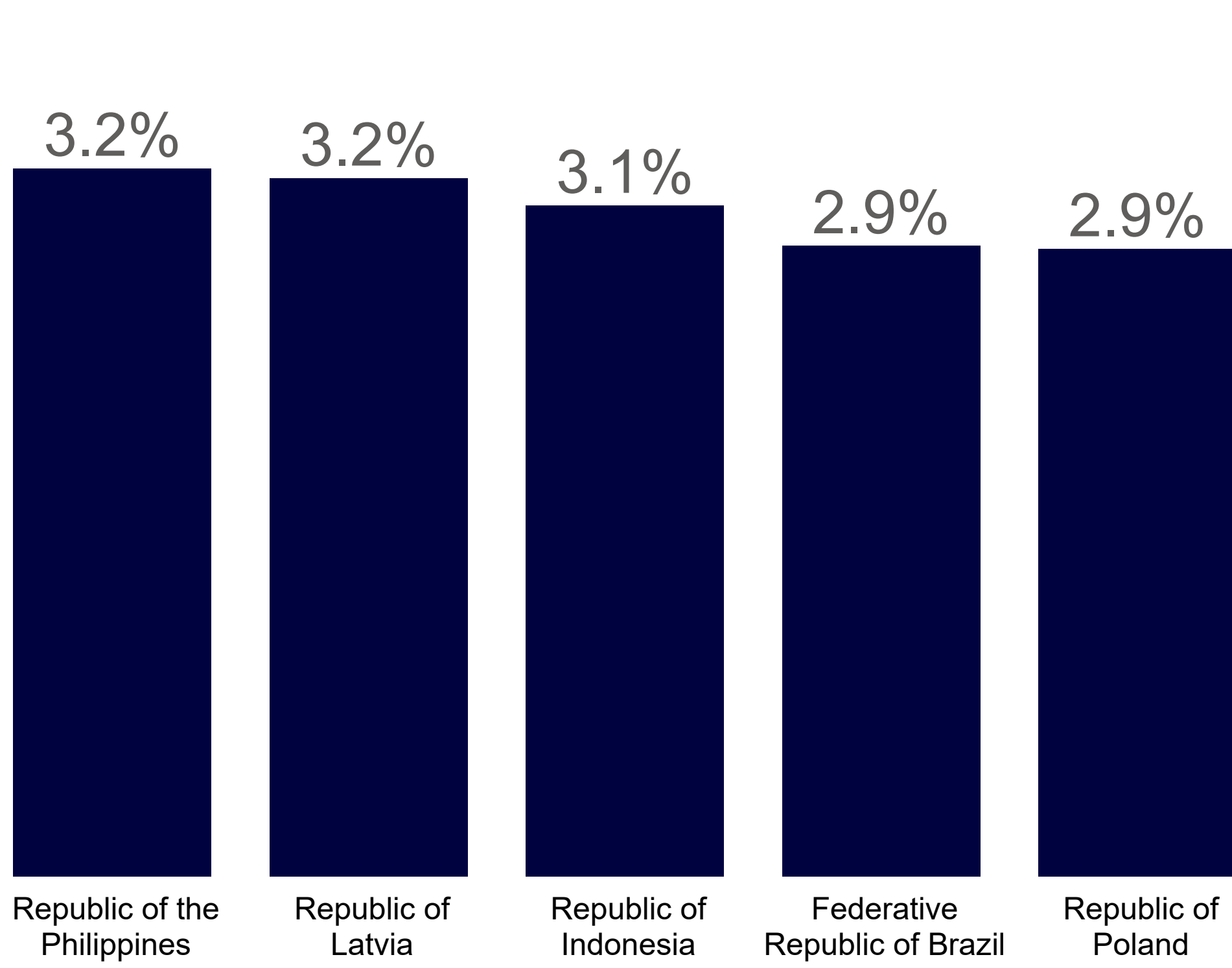
Risk Characteristics

| | Portfolio | Benchmark |
|------------------------|-----------|-----------|
| Standard Deviation 36M | 7.32% | 8.15% |
| Sharpe Ratio 36M | -0.62 | -0.55 |
| Average Rating | BB- | BB- |
| Yield to Maturity | 6.94 | 7.38 |
| Modified Duration | 3.69 | 3.68 |

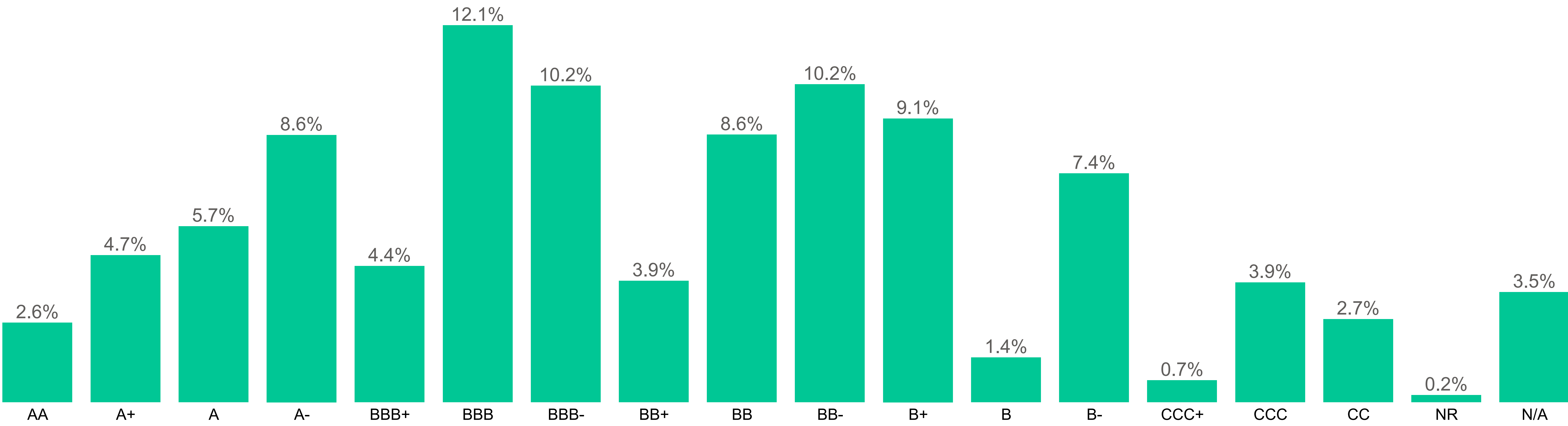
Top Holdings by Weight



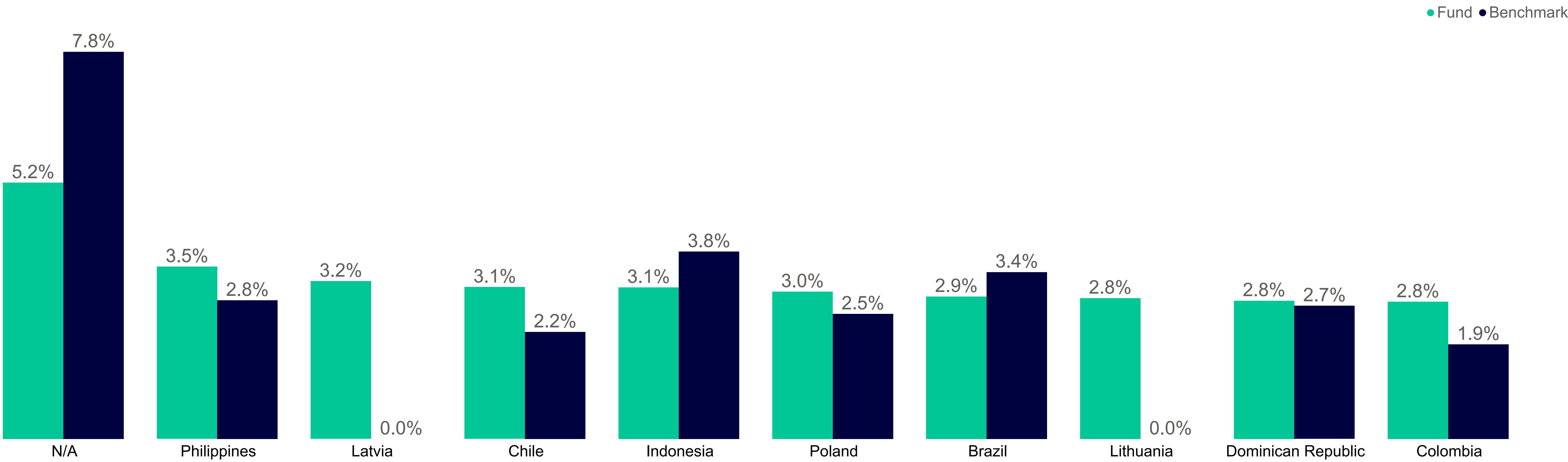
Top Issuers by Weight



Ratings Breakdown - Fixed Income Exposure

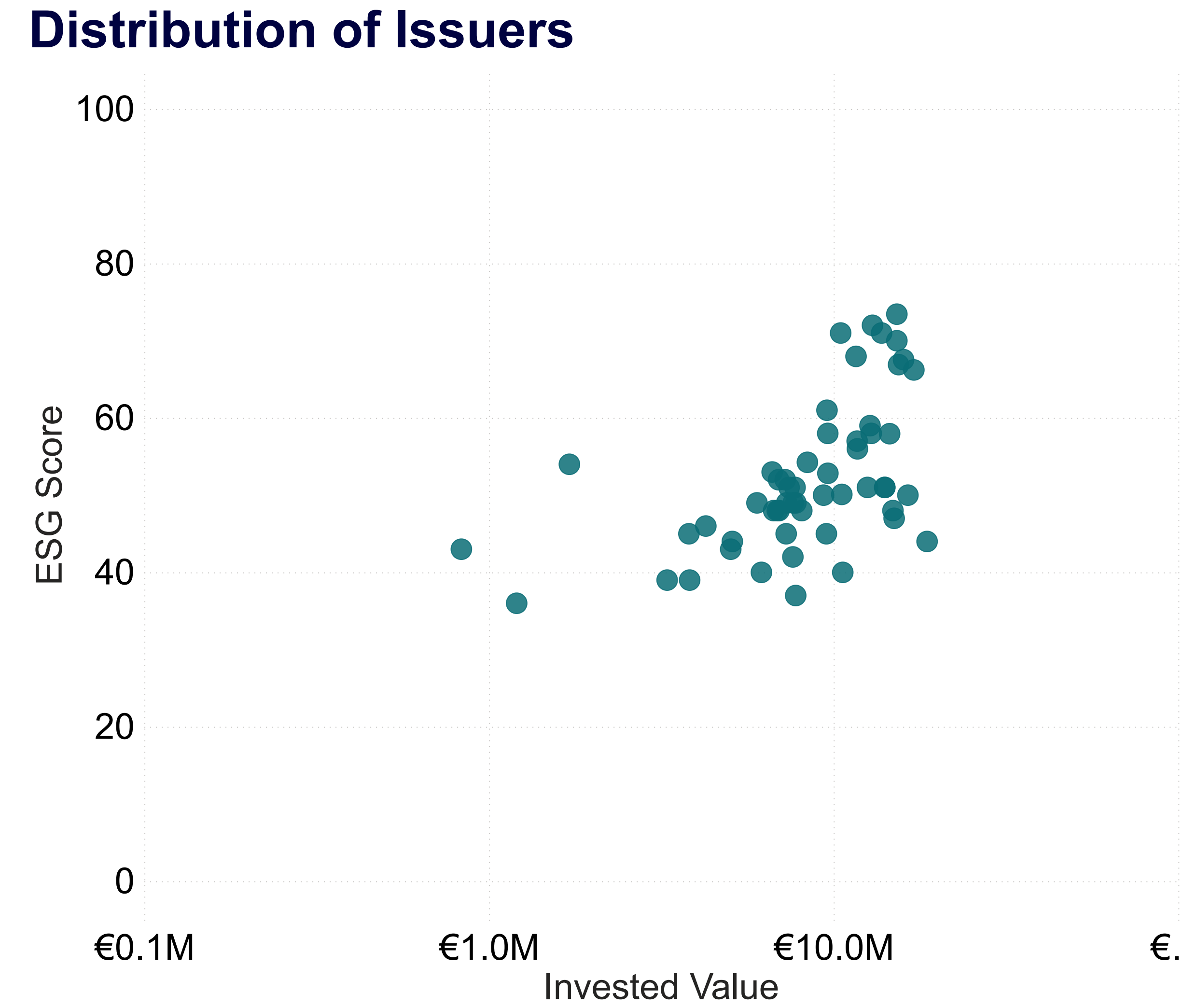


Country Allocation (Top by Weight)

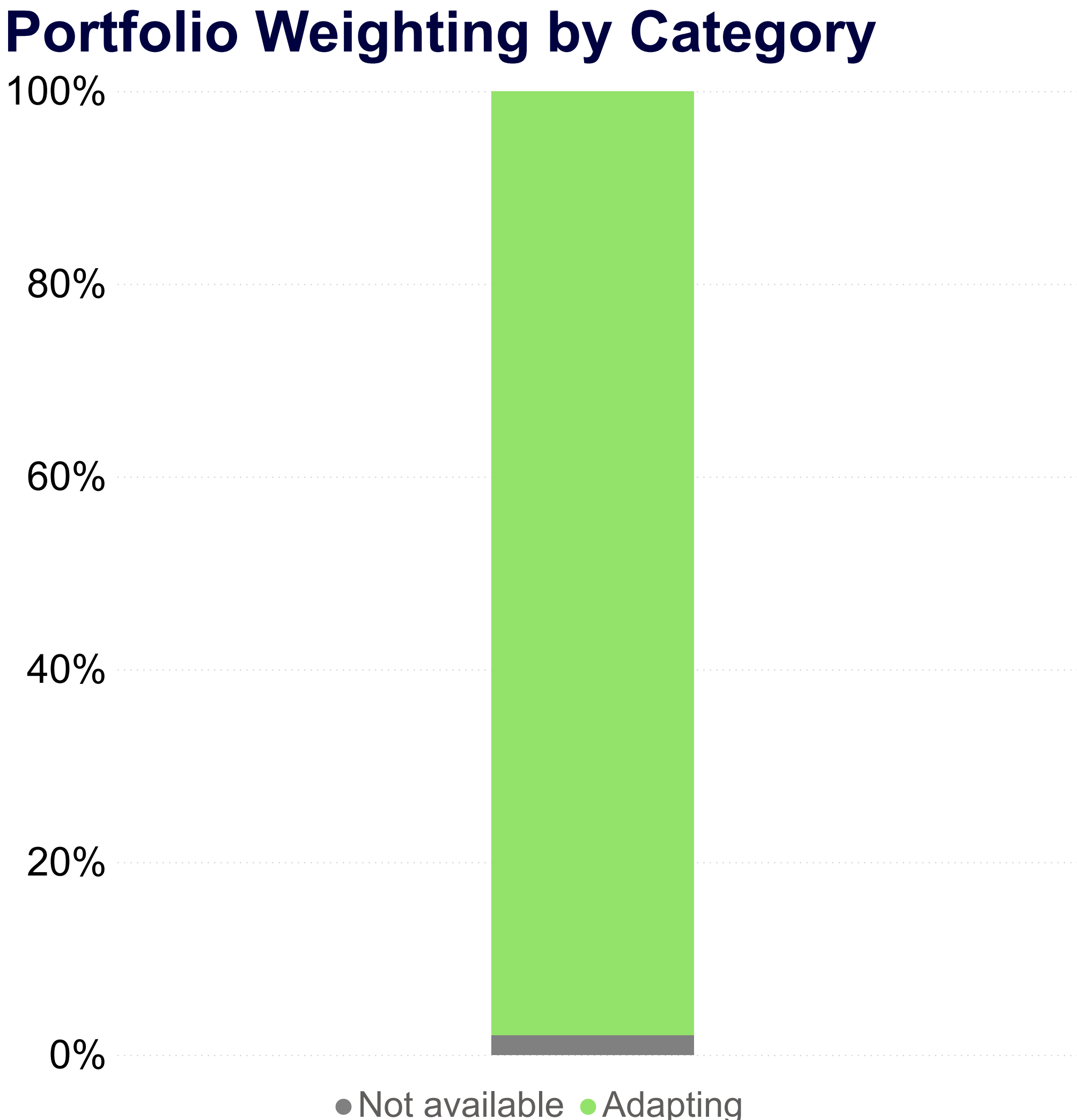


Factsheet as of end of May 2024

ESG Score: 55 out of 100

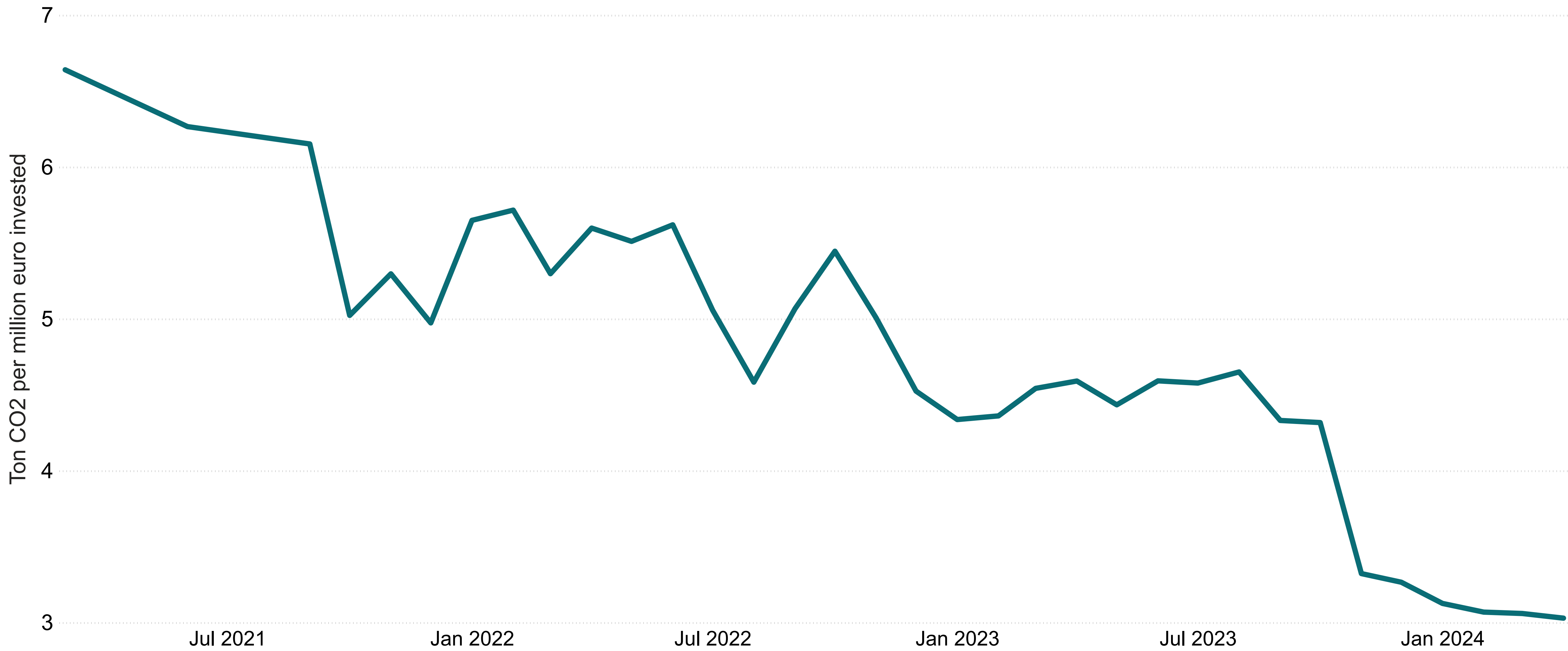


Sustainable Investment Framework



| SUSTAINABLE INVESTMENT FRAMEWORK | ESG Transition Sustainable Impact | | |
|----------------------------------|-----------------------------------|-------------|--------|
| | ESG Transition | Sustainable | Impact |
| POSITIVE IMPACT | | | |
| SUSTAINABLE | | | |
| ADAPTING | | | |
| AT RISK | | | |
| NON-ADAPTING | | | |
| HARMFUL | | | |
| INTERNATIONAL STANDARDS | | | |

Carbon Footprint (Scope 1 and 2)



Disclaimer: The fund manager of Cardano ESG Transition Emerging Markets Debt (H.C.) is Cardano Asset Management N.V. (Cardano). Cardano and Cardano ESG Transition Emerging Markets Debt (H.C.) are registered with the Dutch Authority for the Financial Markets (AFM). The prospectus and the Key Information Document for this fund are available via www.cardano.nl/onze-fondsen/. This factsheet should not be regarded as investment advice. The value of your investment can fluctuate. Past performance is no guarantee of future returns. This factsheet has been translated from the original factsheet in Dutch. In case of any doubt or ambiguity in the English text, the Dutch text shall prevail. Returns are based on geometric mean values. To the extent figures are shown for time periods that exceed the period of existence of the fund, the figures are partly derived from the historical returns of the fund from which this fund originated. Morningstar information and the ESG information on page 3 relates to the previous month.